

## Automotive Grade Schottky Barrier Rectifier



### Features

- AEC-Q101 qualified
- Low forward voltage
- Fast switching
- High surge capability
- Low junction capacitance
- PPAP capable
- Voltage ranging from 40V to 200V
- Current ranging from 1A to 15A
- Suitable for a wide range of automotive power applications



### Benefits

These components feature high surge capability and low junction capacitance to ensure the utmost quality and reliability in demanding conditions.

These components exhibit a significantly low voltage drop during operation. This characteristic ensures that the energy loss is minimized, leading to enhanced efficiency and reduced power consumption.

### Applications



Hybrid electric vehicle (HEV) systems



Radar systems




LED lighting systems

# Ramp Up Efficiency with MCC's Lineup of Automotive-Grade Schottky Barrier Rectifiers



## ENHANCE RELIABILITY & PERFORMANCE WITH PPAP CAPABILITY AND AEC-Q101 QUALIFICATION

# Ramp Up Efficiency with MCC's Lineup of Automotive-Grade Schottky Barrier Rectifiers



## Parametrics & Datasheets:


Product	TYPE	Package	Mounting Type	Working Peak Reverse Voltage (VRWM)	Reverse Current (IR)	Data Sheet
<b>MBR10U100HQ-TP</b>	Schottky Barrier Rectifier	TO-277	Surface-mount (SMD)	100V	10A	<a href="#">Info</a>
<b>MBR10U200Q-TP</b>	Schottky Barrier Rectifier	TO-277	Surface-mount (SMD)	200V	10A	<a href="#">Info</a>
<b>MBR15U100Q-TP</b>	Schottky Barrier Rectifier	TO-277	Surface-mount (SMD)	100V	15A	<a href="#">Info</a>
<b>MBR15U45Q-TP</b>	Schottky Barrier Rectifier	TO-277	Surface-mount (SMD)	45V	15A	<a href="#">Info</a>
<b>MBR15U60Q-TP</b>	Schottky Barrier Rectifier	TO-277	Surface-mount (SMD)	60V	15A	<a href="#">Info</a>
<b>MBR5U100HQ-TP</b>	Schottky Barrier Rectifier	TO-277	Surface-mount (SMD)	100V	5A	<a href="#">Info</a>
<b>MBR5U60SQ-TP</b>	Schottky Barrier Rectifier	TO-277	Surface-mount (SMD)	60V	5A	<a href="#">Info</a>
<b>SK210Q-LTP</b>	Schottky Barrier Rectifier	SMB	Surface-mount (SMD)	100V	2A	<a href="#">Info</a>
<b>SK220Q-LTP</b>	Schottky Barrier Rectifier	SMB	Surface-mount (SMD)	200V	2A	<a href="#">Info</a>

**CONTACT MCC TO REQUEST A SAMPLE**

mccsemi.com | +818.701.4933



# Ramp Up Efficiency with MCC's Lineup of Automotive-Grade Schottky Barrier Rectifiers



## Parametrics & Datasheets:

Product	TYPE	Package	Mounting Type	Working Peak Reverse Voltage (VRWM)	Reverse Current (IR)	Data Sheet
<b>SK24Q-LTP</b>	Schottky Barrier Rectifier	TO-277	Surface-mount (SMD)	40V	2A	<a href="#">Info</a>
<b>SK26Q-LTP</b>	Schottky Barrier Rectifier	SMB	Surface-mount (SMD)	60V	2A	<a href="#">Info</a>
<b>SK310AQ-LTP</b>	Schottky Barrier Rectifier	SMA	Surface-mount (SMD)	100V	3A	<a href="#">Info</a>
<b>SK310BQ-LTP</b>	Schottky Barrier Rectifier	SMB	Surface-mount (SMD)	100V	3A	<a href="#">Info</a>
<b>SK310Q-TP</b>	Schottky Barrier Rectifier	SMC	Surface-mount (SMD)	100V	3A	<a href="#">Info</a>
<b>SK320AQ-LTP</b>	Schottky Barrier Rectifier	SMA	Surface-mount (SMD)	200V	3A	<a href="#">Info</a>
<b>SK320BQ-LTP</b>	Schottky Barrier Rectifier	SMB	Surface-mount (SMD)	200V	3A	<a href="#">Info</a>
<b>SK320Q-TP</b>	Schottky Barrier Rectifier	SMC	Surface-mount (SMD)	200V	3A	<a href="#">Info</a>
<b>SK34AQ-LTP</b>	Schottky Barrier Rectifier	SMA	Surface-mount (SMD)	40V	3A	<a href="#">Info</a>

**CONTACT MCC TO REQUEST A SAMPLE**

mccsemi.com | +818.701.4933



## Ramp Up Efficiency with MCC's Lineup of Automotive-Grade Schottky Barrier Rectifiers



### Parametrics & Datasheets:


Product	TYPE	Package	Mounting Type	Working Peak Reverse Voltage (VRWM)	Reverse Current (IR)	Data Sheet
<b>SK34BQ-LTP</b>	Schottky Barrier Rectifier	SMB	Surface-mount (SMD)	40V	3A	<a href="#">Info</a>
<b>SK34Q-TP</b>	Schottky Barrier Rectifier	SMC	Surface-mount (SMD)	40V	3A	<a href="#">Info</a>
<b>SK36AQ-LTP</b>	Schottky Barrier Rectifier	SMA	Surface-mount (SMD)	60V	3A	<a href="#">Info</a>
<b>SK36BQ-LTP</b>	Schottky Barrier Rectifier	SMB	Surface-mount (SMD)	60V	3A	<a href="#">Info</a>
<b>SK36Q-TP</b>	Schottky Barrier Rectifier	SMC	Surface-mount (SMD)	60V	3A	<a href="#">Info</a>
<b>SK510AQ-LTP</b>	Schottky Barrier Rectifier	SMA	Surface-mount (SMD)	100V	5A	<a href="#">Info</a>
<b>SK510BQ-LTP</b>	Schottky Barrier Rectifier	SMB	Surface-mount (SMD)	100V	5A	<a href="#">Info</a>
<b>SK510LQ-TP</b>	Schottky Barrier Rectifier	SMC	Surface-mount (SMD)	100V	5A	<a href="#">Info</a>
<b>SK520AQ-LTP</b>	Schottky Barrier Rectifier	SMA	Surface-mount (SMD)	200V	5A	<a href="#">Info</a>

**CONTACT MCC TO REQUEST A SAMPLE**

mccsemi.com | +818.701.4933



# Ramp Up Efficiency with MCC's Lineup of Automotive-Grade Schottky Barrier Rectifiers



## Parametrics & Datasheets:

Product	TYPE	Package	Mounting Type	Working Peak Reverse Voltage (VRWM)	Reverse Current (IR)	Data Sheet
<b>SK520BQ-LTP</b>	Schottky Barrier Rectifier	SMB	Surface-mount (SMD)	200V	5A	<a href="#">Info</a>
<b>SK520LQ-TP</b>	Schottky Barrier Rectifier	SMC	Surface-mount (SMD)	200V	5A	<a href="#">Info</a>
<b>SK54AQ-LTP</b>	Schottky Barrier Rectifier	SMA	Surface-mount (SMD)	40V	5A	<a href="#">Info</a>
<b>SK54BQ-LTP</b>	Schottky Barrier Rectifier	SMB	Surface-mount (SMD)	40V	5A	<a href="#">Info</a>
<b>SK54LQ-TP</b>	Schottky Barrier Rectifier	SMC	Surface-mount (SMD)	40V	5A	<a href="#">Info</a>
<b>SK56AQ-LTP</b>	Schottky Barrier Rectifier	SMA	Surface-mount (SMD)	60V	5A	<a href="#">Info</a>
<b>SK56BQ-LTP</b>	Schottky Barrier Rectifier	SMB	Surface-mount (SMD)	60V	5A	<a href="#">Info</a>
<b>SK56LQ-TP</b>	Schottky Barrier Rectifier	SMC	Surface-mount (SMD)	60V	5A	<a href="#">Info</a>
<b>SK810LQ-TP</b>	Schottky Barrier Rectifier	SMC	Surface-mount (SMD)	100V	8A	<a href="#">Info</a>

**CONTACT MCC TO REQUEST A SAMPLE**

mccsemi.com | +818.701.4933



# Ramp Up Efficiency with MCC's Lineup of Automotive-Grade Schottky Barrier Rectifiers



## Parametrics & Datasheets:

Product	TYPE	Package	Mounting Type	Working Peak Reverse Voltage (VRWM)	Reverse Current (IR)	Data Sheet
<b>SK820LQ-TP</b>	Schottky Barrier Rectifier	SMC	Surface-mount (SMD)	200V	8A	<a href="#">Info</a>
<b>SK84LQ-TP</b>	Schottky Barrier Rectifier	SMC	Surface-mount (SMD)	40V	8A	<a href="#">Info</a>
<b>SK86LQ-TP</b>	Schottky Barrier Rectifier	SMC	Surface-mount (SMD)	60V	8A	<a href="#">Info</a>
<b>SMD110PLQ-TP</b>	Schottky Barrier Rectifier	SOD-123FL	Surface-mount (SMD)	100V	1A	<a href="#">Info</a>
<b>SMD120PLQ-TP</b>	Schottky Barrier Rectifier	SOD-123FL	Surface-mount (SMD)	200V	1A	<a href="#">Info</a>
<b>SMD14PLQ-TP</b>	Schottky Barrier Rectifier	SOD-123FL	Surface-mount (SMD)	40V	1A	<a href="#">Info</a>
<b>SMD16PLQ-TP</b>	Schottky Barrier Rectifier	SOD-123FL	Surface-mount (SMD)	60V	1A	<a href="#">Info</a>
<b>SMD210PLQ-TP</b>	Schottky Barrier Rectifier	SOD-123FL	Surface-mount (SMD)	100V	2A	<a href="#">Info</a>
<b>SMD220PLQ-TP</b>	Schottky Barrier Rectifier	SOD-123FL	Surface-mount (SMD)	200V	2A	<a href="#">Info</a>

**CONTACT MCC TO REQUEST A SAMPLE**

mccsemi.com | +818.701.4933



# Ramp Up Efficiency with MCC's Lineup of Automotive-Grade Schottky Barrier Rectifiers



## Parametrics & Datasheets:

Product	TYPE	Package	Mounting Type	Working Peak Reverse Voltage (VRWM)	Reverse Current (IR)	Data Sheet
<a href="#"><b>SMD24PLQ-TP</b></a>	Schottky Barrier Rectifier	SOD-123FL	Surface-mount (SMD)	40V	2A	<a href="#">Info</a>
<a href="#"><b>SMD26PLQ-TP</b></a>	Schottky Barrier Rectifier	SOD-123FL	Surface-mount (SMD)	60V	2A	<a href="#">Info</a>
<a href="#"><b>SS110Q-LTP</b></a>	Schottky Barrier Rectifier	SMA	Surface-mount (SMD)	100V	1A	<a href="#">Info</a>
<a href="#"><b>SS120Q-LTP</b></a>	Schottky Barrier Rectifier	SMA	Surface-mount (SMD)	200V	1A	<a href="#">Info</a>
<a href="#"><b>SS14Q-LTP</b></a>	Schottky Barrier Rectifier	SMA	Surface-mount (SMD)	40V	1A	<a href="#">Info</a>
<a href="#"><b>SS16Q-LTP</b></a>	Schottky Barrier Rectifier	SMA	Surface-mount (SMD)	60V	1A	<a href="#">Info</a>
<a href="#"><b>SS210Q-LTP</b></a>	Schottky Barrier Rectifier	SMA	Surface-mount (SMD)	100V	2A	<a href="#">Info</a>
<a href="#"><b>SS220Q-LTP</b></a>	Schottky Barrier Rectifier	SMA	Surface-mount (SMD)	200V	2A	<a href="#">Info</a>
<a href="#"><b>SS24Q-LTP</b></a>	Schottky Barrier Rectifier	SMA	Surface-mount (SMD)	40V	2A	<a href="#">Info</a>
<a href="#"><b>SS26Q-LTP</b></a>	Schottky Barrier Rectifier	SMA	Surface-mount (SMD)	60V	2A	<a href="#">Info</a>

**CONTACT MCC TO REQUEST A SAMPLE**

# Ramp Up Efficiency with MCC's Lineup of Automotive-Grade Schottky Barrier Rectifiers

When reliability and efficiency count, MCC's Automotive-grade Schottky barrier rectifiers are the intelligent solution for a range of applications, including vehicle power systems, RF circuits, and other scenarios where polarity protection is crucial.



## Applications:



**Automotive**

- Hybrid electric vehicle (HEV) systems
- Battery management systems (BMS)



**Radio Frequency (RF) Devices**

- Communications systems
- Radar systems
- Wireless charging modules
- IoT devices



**Switched-Mode Power Supplies**

- Vehicle power electronics
- LED lighting systems
- On-board chargers (OBC)
- Power supplies for electronic devices

**CONTACT MCC TO REQUEST A SAMPLE**

[mccsemi.com](http://mccsemi.com) | +818.701.4933

